



Membership Counts Report

Please enter your search criteria below and click 'submit'.

Year/Month:

Select One 

Benefit Type:

Any 

Group:


Any 

Grouping Level:

By Benefit Type By Plan By Tier

submit 

Results 0 - 0 of 0

 back